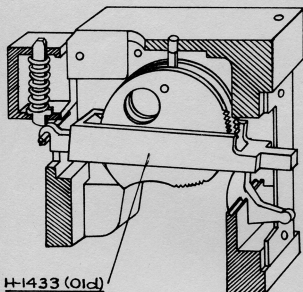
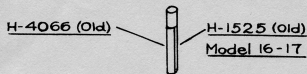
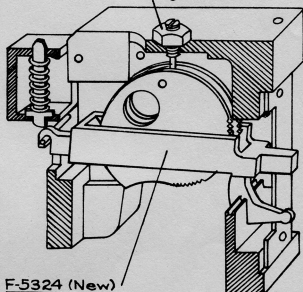
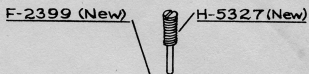


LINOTYPE IMPROVEMENT SHEET

No. 292



OLD CONDITION



NEW CONDITION

SPACEBAND CAM STOP PIN AND SPACEBAND CAM

A new design has been made for the Keyboard Spaceband Cam Stop Pin and the Keyboard Cam and Yoke (Assembled). These changes functioning together afford the additional feature of providing a more ready means of adjustment.

APPLIED IN FACTORY TO MODELS

Blue Streak Models 29 and 30.

OUTSTANDING MODELS

Can be applied to outstanding Models 29 and 30 by removing Keyboard Cam Yoke Frame (Back) (Assembled) from the Keyboard then remove present Spaceband Cam Stop Pin from the Keyboard Cam Yoke Frame. Drill through the hole with #29 (.136) Drill and Tap 8x32. Substitute H-5327, H-5324 and Add F-2399.

First applied to Model 29(4)(90) - Serial #55650

MERGENTHALER LINOTYPE COMPANY, Brooklyn, N.Y.

October 11, 1949

No. 292

Printed in U. S. A.