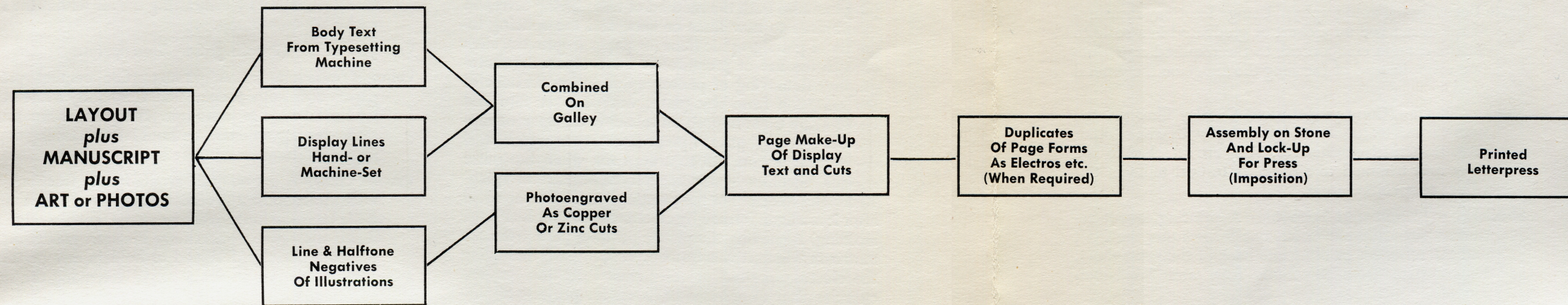


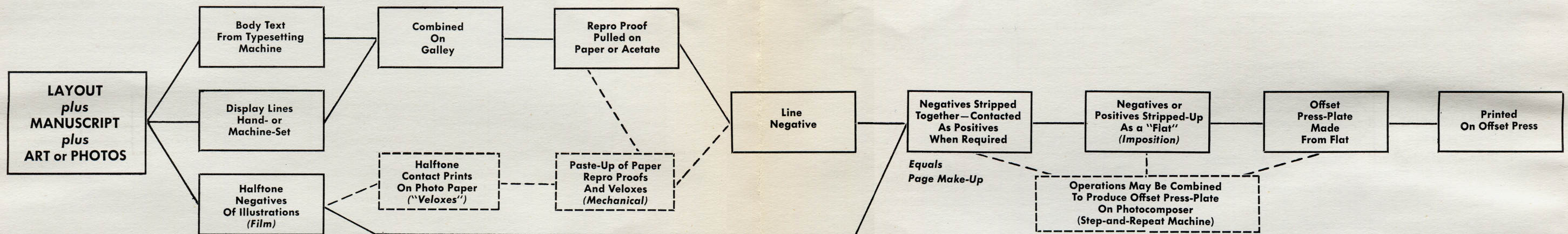
FLOW CHART OF PRINTING PROCESSES-1

(Including Principal Alternates)

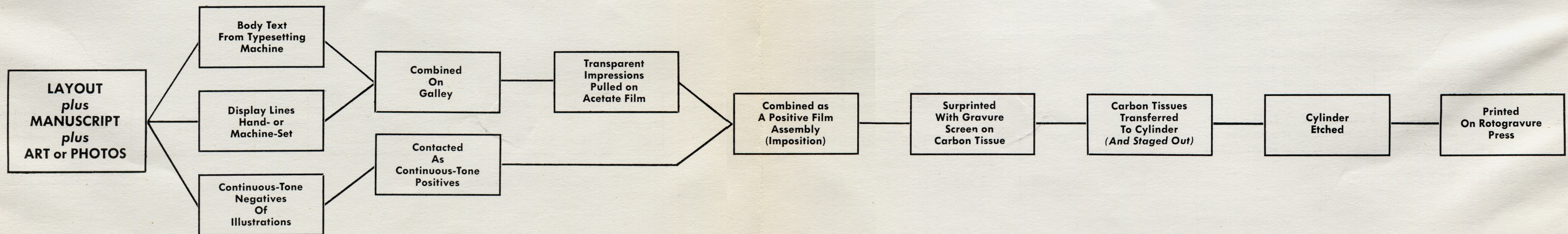
LETTERPRESS-Using Hot Metal Composition



OFFSET LITHOGRAPHY-Using Hot Metal Composition



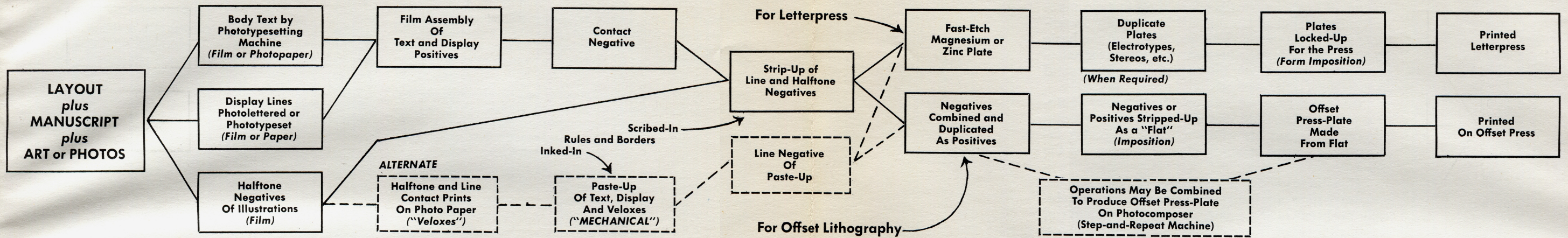
PHOTOGRAVURE-Using Hot Metal Composition



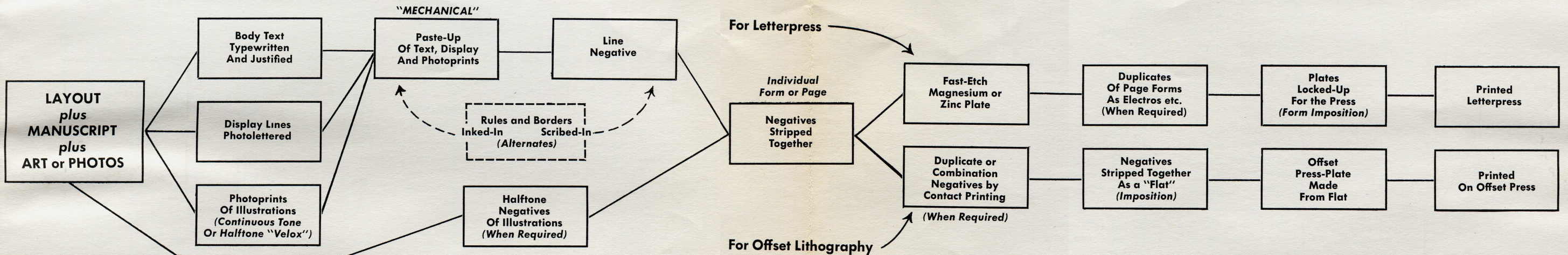
FLOW CHART OF PRINTING PROCESSES-2

(Including Principal Alternates)

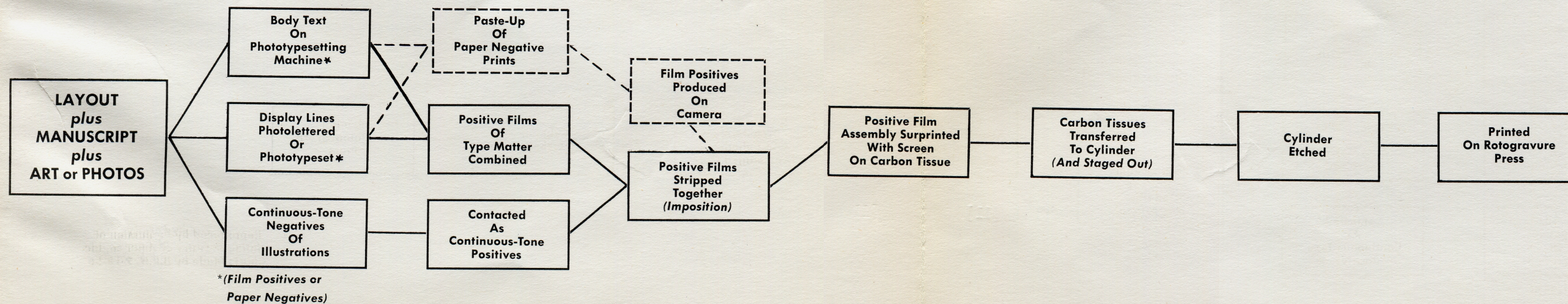
COLD TYPE-Using Photocomposition



COLD TYPE COMPOSITION-Using Typewritten Text



PHOTOGRAVURE-Using Cold Type Composition



Flow Charts of Printing Processes

THIS SUMMARY of the major printing processes has emphasized those differences in procedures for the production of typematter with which the Linotype salesman must be familiar. His customers are rapidly diversifying their plants with added processes and the basic understanding of composing room techniques for letterpress printing must now be supplemented by general knowledge of other methods.

OUR SALES MANUAL units on *The Nature of Phototypesetting* and on *Cold Type* summarize more recently introduced procedures which are now becoming familiar plant routine in more and more shops across the country.

How these varying process methods determine the successive steps of printing production has been graphically analyzed in the accompanying Flow Charts of Printing Processes. These are reproduced here by permission of *Printing Industry of America, Inc.*, from their COLD TYPE HANDBOOK.

Since hot-metal and cold-type composition require differing procedures in their earlier phases of production (regardless of which process is to print them), these Flow Charts embody these distinctions. They follow the progress of composed typematter through each of the three major printing processes: Letterpress, Offset and Gravure. They emphasize variations in makeup and in the further requirements of platemaking, etc. They also show (with dotted-line boxes) alternative methods which may lead to the same result.

But the charts omit the earlier phases of production wherein *every* kind of composition must undergo the essentials of proofreading and correction. At that stage, typematter may require numerous handlings for correction and revision. Even the procedures of proofing now use a variety of machines and processes.

Similarly, the charts do not designate the other variable essentials of makeready, color register, etc. But they do present, more understandably than any previously published diagrams, what happens to typematter when it goes into print.