
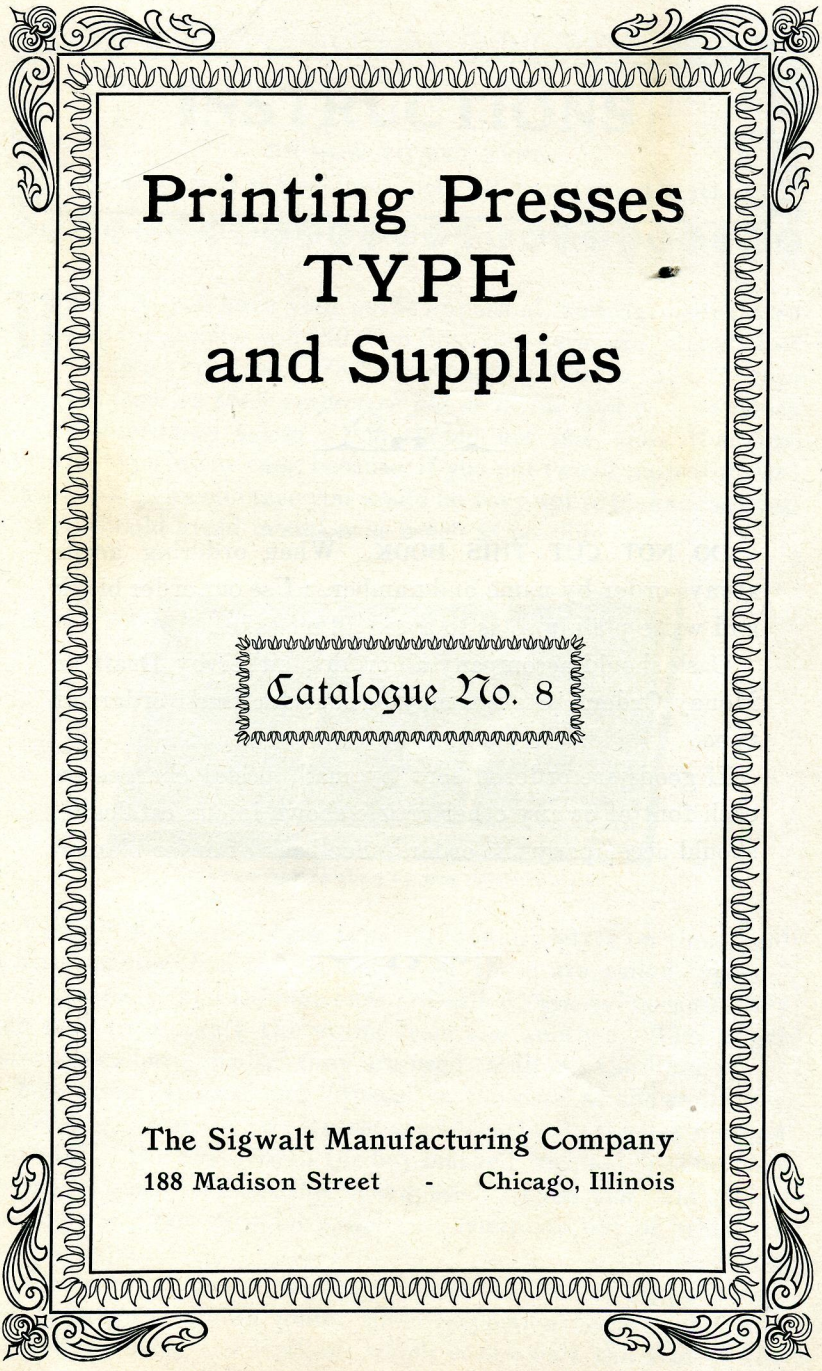


PRINTING PRESSES AND SUPPLIES




THE
SIGWALT MANUFACTURING CO.
910 Security Building - CHICAGO, ILL.



**Printing Presses
TYPE
and Supplies**

Catalogue No. 8

The Sigwalt Manufacturing Company
188 Madison Street - Chicago, Illinois



DO NOT CUT THIS BOOK. When ordering goods always order by name and number. Use our order blank and write plainly so as to avoid all mistakes.

Cash should accompany all orders, either by Draft or Money Order. Stamps may be sent for small orders of type.

If goods are ordered sent by mail, postal charges on each font of or any other article shown in our catalogue, should accompany the order. See back of order blank.




INSTRUCTIONS

ON HOW TO SET TYPE

Read carefully as these instructions will be of interest to you

WHEN you have your outfit unpacked, and have separated all the articles you will then take your type and "distribute" it in a type case. To "distribute" means to take the type and put them in their respective places in the type case as shown in the engraving below. You should not put more than one style of type in one case, because, if you put two or more different styles of type in one case you would be very apt to make mistakes. You should avoid mistakes as much as possible.



Type case showing where the type should be placed.

You will find some blank type without any letter on them, and a little shorter than the regular type; these are called "spaces" and "quads." The thinner ones are called "spaces" because they are used to separate the words from one another. The larger ones are called "quads," they are used to fill out the lines.

Put these "spaces" and "quads" in the case as shown in the engraving. Put the two largest sizes together in the box marked "quads." The next size in the box marked "mquad." The next in the "nquad." Then the "3m space." Then the "4m space" and so on. You now have the case complete out of which to set the type.

You will find that on the pages under the head of "type faces," the type are all shown under their respective bodies. The six-point type being the smallest, which is one-half the size of the

INSTRUCTIONS ON HOW TO SET TYPE.

twelve point. The eight point type is two points thicker than the six-point, or one lead thicker. The ten point type is four points thicker than the six-point. All "leads" are two points thick; all "slugs" are six points thick, the same thickness as the smallest type. It will take three "leads" to make the same thickness as a "slug" or six points.

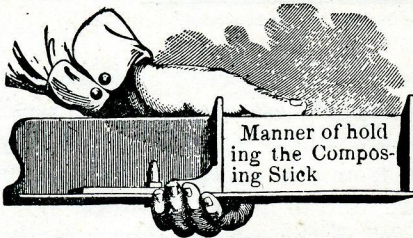
It is important that the amateur printer should be familiar with the type measure, so he can tell the size of type he is handling. The standard of type measure is 12 points or a "pica" (so called by printers) which is $\frac{1}{6}$ of an inch. Now if you were going to set a job 2 inches wide, you would set it 12 picas or two inches.

Our "leads" and "slugs" which are used to separate the lines of type after they are set, are all cut to standard "pica" measure.

Before you begin to set type, always get the exact measurements of the card or paper upon which you are going to print, then allow enough space for *margins*, (to allow for margins means the space between the type and the edge of the paper upon which you are going to print) so as to make a neat job.

For Example; if your card should measure $1\frac{5}{8}$ inches by 3 inches, (same as card shown on following page) you would set your *composing stick* to 16 picas type measure, allowing one "pica" or 1-6 of an inch on both sides for *margins*.

If at present, you do not happen to have a *composing stick*, set your type in the *chase* belonging to the press. But you should have a *composing stick* to do accurate work.



Take up a type and examine it, and on the lower part of the body you will find one or more *nicks* or *notches*. Now these nicks will guide you to set the type all one way.

Before you begin to set type, take your *composing stick* and set it to the width of the job you wish to print. Hold the *stick* in the left hand with the opening away from you, as shown on this page. Begin to set the type from the left to the right, with the "nick" on the lower part of the type from you.

When setting a name and address for a card, set the parties name, placing the letters one by one in the "composing stick" until you have the full name set up, then center it putting the

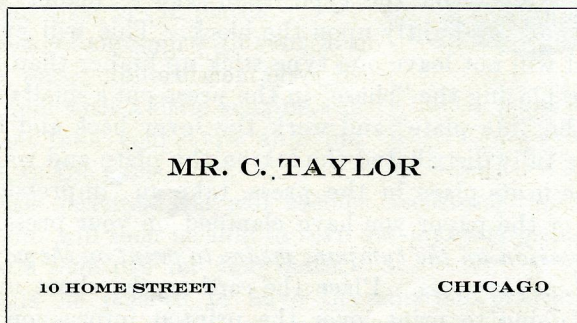
INSTRUCTIONS ON HOW TO SET TYPE.

same amount of "spaces" and "quads" on both sides of the name, and set it tight enough so that the type all stand firm in the composing stick.

Then set the address line, putting the name of street on the left side and the name of city on the right side with enough "spaces" and "quads" in the center to make the line equally as tight as the line with the name.

Take the lines out of your "composing stick" and put them on the *galley* and separate them with the "leads" and "slugs," to the required measure. If you have no *galley* to work on, lift the lines you have set, out of the composing stick and put them in the *chase* belonging to the press. A *galley* is a very handy article in the print shop; you will find it listed among the many other valuable articles.

You should have an *imposing stone* or small *marble slab*, upon which you should lock up your *forms* in the chase. It is very important to have the type even and straight when printing.



Then you will place the "chase" on the stone, and be ready to put the job you have set into it. *The chase is the iron frame which is made to hold the type in the press.*

When you have set up as much as you want in the composing stick, take it out in the following manner: the type is taken hold of with both hands; the middle finger of each hand is pressed tightly against the sides of the type, and the thumbs pressing in the rear pushing it forward to the opening.

If you have one of our presses that has a "chase" with screws; you will notice that the "chase" is filled with strips of wood of

INSTRUCTIONS ON HOW TO SET TYPE.

different thicknesses. This is called "wood furniture" and is used to hold the type in the chase after it has been set up.

When setting type in the "chase," place the "chase" before you on an "imposing stone" or smooth marble slab with the top of the chase from you. Loosen the screws and make a space about the size of the job you are going to set up. Keep the *nick* (which is on the lower part of the type) away from you; placing the type in the chase one by one, beginning at the left, putting a space between each word.

When setting a name for a card, it is set up as shown in the printed card, and "justified" by placing enough "spaces" and "quads" on each side of the line to make up the full measure of the chase. *By justifying is meant filling in a line until it is solid and firm, so that when the "form" is locked up and you attempt to put it on the press there will be no letters drop out.*

After you have your lines set up and properly "justified," you then tighten the screws at the bottom of the chase; but before you draw the screws too tight, take a "planer" or a flat block of wood and lay it on the type, then take a "mallet" or a small hammer and tap lightly upon the block. This will even up the type and will not leave one type stick up higher than another.

Before placing the "chase" in the press put a small quantity of ink on the "ink-plate" and work the lever back and forth until you have fully distributed the ink on the plate and rollers. Put the chase in its place in the press, take an "impression" on the tympan or the paper you have clamped on your press. *To take an impression on the tympan, means to print on the paper that is clamped on the press.* Place the card or the sheet upon which you are going to print, over the printed impression you have taken on the "tympan" and mark with a pencil where you wish to set your guides. Put on your "gauge pins" or guides one on the left side and two on the bottom. (If you have no *guides* as shown in the miscellaneous price list, cut three narrow strips of cardboard, then fold them over in the shape of a "V" and paste one side of the cardboard on the line you have marked on your tympan. Guides must be carefully placed in order to have the printed matter come out straight.)

There should be sufficient impression to transfer the ink from the type to the stock upon which you are going to print. If the printed matter does not show up on the stock, more impression

INSTRUCTIONS ON HOW TO SET TYPE.

is needed, so you should add one or more sheets to the tympan until it prints right. If it prints too heavy and punches through the card or paper, take one or more sheets off the tympan until you get an even impression.

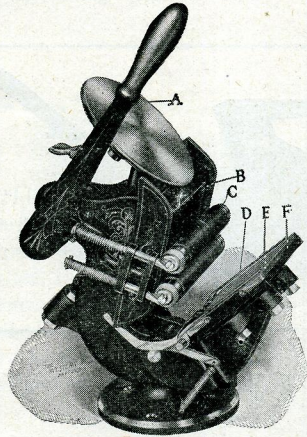
This engraving shows the principal parts of the press so that the amateur printer may readily see what is meant by the ink-plate, chase, gripper or platen etc. The "grippers," are movable, and are used to hold the paper on the platen and keep the paper from sticking to the type. Take an impression on the tympan so as to see where you can set the grippers, then set them close to the printing. Care should be taken not to run the grippers through the type form or you will mash your type.

The tympan-clamps are attached to the platen and are used to fasten the tympan-paper on to the platen.

After you get through with your job, clean the press, rollers and type by washing them with a little benzine and a rag, then take your type and put them back in the cases.

By a little practice you will become accustomed to handling the type and will soon be able to turn out many respectable jobs which would soon pay for your outfit.

We would be pleased to have the amateur printer send us some of his specimens of work, and would cheerfully explain in full details anything he may ask about printing. For any inquiry, always send a *two-cent stamp* for return postage.




A Shows the Ink-plate
B Shows the Chase
C Shows the Rollers
D Shows the Platen
E Shows the Grippers
F Shows the Tympan Clamp

THE SIGWALT MANUFACTURING CO.

CHICAGO PRINTING PRESS

∴ Hand-Inking ∴



Press No. 3 is a front lever Hand-Inking Press as shown herein. Size of Chase inside $1\frac{1}{8} \times 2\frac{1}{2}$ inches. Outfit complete with a Font of Short Metal Type, Wood-Furniture, Hand Roller, Ink, Gold and Silver Bronze, Tweezers and Cards.

Price Complete - \$0.70



Press No. 5 is a Front Lever Hand-Inking Printing Press. Size of Chase inside $2\frac{1}{8} \times 3\frac{1}{4}$ inches. Equipment furnished with this is the same as the Number 3.

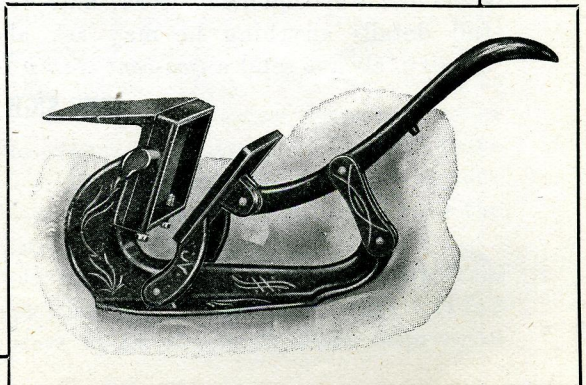
Price Complete - \$1.00



Press No. 7 This is a Hand-Inking Press, size of chase inside $2\frac{1}{8} \times 3\frac{1}{4}$ in.

Equipment furnished with this press is similar to that of press Number 3 but has the Standard Long Metal Type.

Price Complete \$1.50



CHICAGO PRINTING PRESS


.....
... SELF-INKING ...

This Press Complete with One Font of Standard Metal Type, Wood-Furniture, Ink-Roller, Ink, Gold and Silver Bronze, Tweezers and Cards, packed in a wooden box, which also contains one partitioned case to hold type.



No. 9, Size of Chase, inside measure $2\frac{1}{8} \times 3\frac{1}{4}$ in. price complete..... \$3.50


No. 10, Size of Chase, inside measure $2\frac{1}{2} \times 4$ in. price complete..... \$5.00



This Press same as No. 10, is made with two rollers, thus giving better distribution of ink and equality of color. The same equipment furnished as with No. 9 and 10.




No. 11, Size of Chase, inside $2\frac{1}{2} \times 4$ in. price complete..... \$6.00



NONPAREIL PRINTING PRESS

✧ Hand-Power Self-Inking ✧



Press No. 21. This is a Side Lever Self-Inking Press. The Size of chase inside measure is $2\frac{1}{2}$ x 4 inches.

The ink-rollers will cover the form thoroughly and evenly.

This outfit complete with a font of Standard Metal Type, 5 A caps; Type case with 48 compartments; Tube of Ink; Wood Furniture; Tweezers; Gold and Silver Bronze; Cards, etc.

Complete, - \$8.00

.....

Press No. 22. This is also a Side-Lever Self-Inking Press, it is similar in character to the No. 21 as shown in cut, but has a larger chase. Size of chase inside measure, $3 \times 4\frac{1}{2}$ inches. The outfit furnished with this press is similar to press No. 21 but has 6 A, 10 a font of metal type.

Complete, - \$12.50

.....

Press No. 23. This is a Side-Lever Self-Inking Press, it is the simplest and most durable press ever built. Every part is accurately fitted by expert mechanics. It works smooth and easy.

Size of chase inside measure, 4×6 inches. This outfit complete with a font of Standard Metal Type, 6 A caps and 10 a lowercase; one Type case with 72 compartments; Spaces and Quads; Wood Furniture; Leads and Slugs; Tube of Ink; Gold and Silver Bronze; Cards, etc.

Price Complete, - - \$20.00

NONPAREIL PRINTING PRESS

✦ Hand-Power Self-Inking ✦



Press No. 24. This Press is a Side Lever, Self-Inking, Hand-Power Printing Press, it is built with as much care and skill as any piece of machinery that goes into the best equipped printing office.

The size of chase inside measure, 5x7½ inches.


All material used is carefully selected, manufactured in the best modern mechanical style, all parts are thoroughly inspected before assembled in the press.

This outfit is complete with a font of Standard Metal Type, 9 A caps and 15 a lower case, or small letters; Leads and Slugs; Wood Furniture; Spaces and Quads; one Type case with 72 compartments; one pair of Tweezers; tube of Ink; Cards, etc.

Complete, = \$31.25



25.00



Press No. 25. This is a Side-Lever Self-Inking Hand-Power Printing Press. Size of chase inside measure, 6x9 inches.

This press will print a form the full size of the chase and is far superior to any other press on the market. This outfit complete with a font of Standard metal type, 9 A caps and 15 a lowercase; spaces and quads; leads and slugs; wood furniture; type case with 72 compartments, ink, etc.

Price Complete, = = \$43.75

\$33.00

The pleasure of your company with ladies

is requested by

Silver Leaf Pleasure Club

at a Reception to be tendered to

Our Ladies

on Friday evening, May the third

nineteen hundred and seven

at half after eight oclock

Home Temple

Hamlin Avenue and Park Place

Invitation Script

2 A 3 a 14 point Invitation Script No. 1426 \$1.10 ✓

Very Handsome Script for Invitations

2 A 3 a 18 point Invitation Script No. 1826 \$1.50 ✓

Our Presses are the Best made

2 A 3 a 24 point Invitation Script No. 2426 \$2.00 ✓

Ornamental Borders

Larger fonts put up as follows

14 point.....	3 A (with figures)	\$0.90.....	5 a	\$0.75
18 point.....	3 A	1.10.....	5 a	0.90
24 point.....	3 A	1.50.....	5 a	1.10

Geo. Thompson

Secretary

Cards

Dancing

Mr. and Mrs. Charles H. Brown

request the honor of your presence

at the marriage ceremony of

their daughter

Elvira Georgiana

to

Mr. Paul R. Mansfield

Wednesday evening, November eleventh

nineteen hundred and six

at seven o'clock

at
Rugby Hall
Duncan, Ill.

Plate Script

2 A 3 a 14 point Plate Script No. 1427 \$1.00

Fine Type for Announcements and Calling Cards

2 A 3 a 18 point Plate Script No. 1827 \$1.35

Artistic Printing in Script Type

2 A 3 a 24 point Plate Script No. 2427 \$1.75

Six Wedding Invitations

Larger fonts put up as follows

14 point.....	3 A (with figures)	\$0.90.....	5 a	\$0.75
18 point.....	3 A	1.10.....	5 a	0.90
24 point.....	3 A	1.50.....	5 a	1.10

The Always Happy Glee Club

You are personally invited to attend an
Evening's Entertainment

given by

the Members of the Club to celebrate

the

Second Anniversary

at the

Country Club Rooms

Sunnyside Grove, Mt. Airyville

Refreshments will be served

in the

Dining Hall of the Club House

Shaded Text

2 A 5 a 10 Point Shaded Text No. 1042 \$1.00

Very Handsome Text for Fine Printing

2 A 3 a 12 Point Shaded Text No. 1242 \$1.10

Finest Art Work Executed Daily

2 A 3 a 18 Point Shaded Text No. 1842 \$1.25

Invitations Card Programs

Larger fonts put up as follows

10 Point	3 A, \$0.65.....	5 a, \$0.50
12 Point	3 A, .75.....	5 a, .60
18 Point	3 A, 1.10.....	5 a, .75

field

Thos. Atwood

Committee

Bold Text

2 A 5 a 6 Point Bold Text No. 645 \$0.75
Our Side-Lever Printing Press
The Best Machine Placed on the Market
 1234567890

2 A 5 a 8 Point Bold Text No. 845 \$0.85
Grand Displays of Art can
Be Produced with this Bold Text
 1234567890

2 A 5 a 10 Point Bold Text No. 1045 \$1.00
The Amateur Printer will find this Type a good Investment

2 A 3 a 12 Point Bold Text No. 1245 \$1.10
Our Type is the Most Durable Type on the Market

2 A 3 a 18 Point Bold Text No. 1845 \$1.35
Most Handsomest Type Made 34

2 A 3 a 24 Point Bold Text No. 2445 \$2.00
Invitations and Programmes

LARGER FONTS PUT UP AS FOLLOWS

6 Point 5 A, \$0.60 10 a, \$0.65
 10 Point 5 A, .90 10 a, .85
 18 Point 3 A, 1.10 5 a, .75

8 Point 5 A, \$0.75 10 a, \$0.75
 12 Point 3 A, .75 5 a, .60
 24 Point 3 A, 1.50 5 a, 1.20

Announcement

Creations Imported from Paris

The Management of Madame De Fashions announces the return of the Madame from her annual Tour of Paris. Patrons of the establishment will find on Exhibition Wonderful Effects for any Occasion and priced from moderation to the most extravagant. Opening Reception on Tuesday, November the Eighteenth, 1908

Madame De Fashions
 Modiste and Importer

Address

Chatfield

TYPE FACES

5 A caps \$0.50 6 point No. 605 10 A caps \$0.75

OUR DISPLAY PAGES SET IN THE DIFFERENT
FACES OF TYPE ARE INSTRUCTIVE TO THE AMATEUR

5 a lowercase \$0.35 6 point No. 606b 25 a lowercase \$0.95

By following the instructions and reading about the uses of
the different articles shown you will soon become a practical printer

5 A cap \$0.50 6 point Roman No. 60r 10 A caps \$0.75

THESE SPECIMEN LINES ARE SO DISPLAYED
THAT ANY FACE CAN QUICKLY BE SELECTED 123456

5 a small caps 6 point Roman No. 60r a \$0.30

GEORGE WASHINGTON SURVEYED THE LANDS OF LORD FAIRFAX
IN VIRGINIA HE WAS ONLY SIXTEEN YEARS OF AGE WHEN HE SET OUT

5 a lowercase \$0.35 6 point Roman No. 60r b 25 a lowercase \$0.95

All fonts of type are put up at prices that are within reach of
every young girl or boy who has the ambition to learn to be a printer

3 A caps \$0.50 8 point Roman No. 80r 10 A caps \$0.90

OUR TYPE WEAR THE LONGEST BECAUSE WE

5 a small caps 8 point Roman No. 80r a \$0.30

MAKE THE STRONGEST AND MOST DURABLE TYPE MADE

5 a lower case \$0.35 8 point Roman No. 80r b 25 a lower case \$1.05

the metal our type is made from is the most costly used

3 A caps \$0.55 10 point Roman No. 100r 10 A caps \$0.95

OUR PRINTERS SHOULD EXERCISE

5 a small caps 10 point Roman No. 100r a \$0.35

GREAT CARE IN BUYING TYPE AND ALWAYS BUY

5 a lower case \$0.35 10 point Roman No. 100r b 25 a lower case \$1.10

the very best, because it is always the cheapest

*Dealers in Chick
Feed, Bone Meal,
Ground Bone
and
Nest Eggs*



*Publishers of
The Poultry News*

Office of

TAYLOR INCUBATOR CO.

(INCORPORATED)

INCUBATORS AND BROODERS



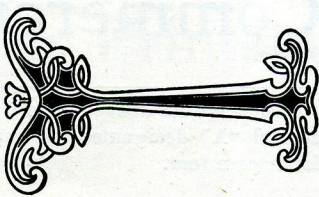
Telephone 874

62 Chickville Ave.

*Manufacturers of
Portable Houses
of
every description
Trap Nests*



*Prize Winning
Stock For Sale*



*Music by
Hartford*

SECOND ANNUAL

RECEPTION AND DRESS BALL

Given by the

CLOVER PLEASURE CLUB

NOVEMBER 15th, 1907

Tickets, 50 cents Admitting Gent and Lady

THE TYPE T H A T TALK

This page was set up using our 8, 10, 12 and 18 point Engravers; 8 point No. 8r1; 8 point No. 8or and 10 point No. 10or

TYPE FACES

5 A \$0.65 6 point Commercial No. 644 5 a \$0.45

THE USE OF ORNAMENTATION IN A PROGRAM IS

A thing which should be given careful consideration. The decorative design appropriate for a dance program would not do for a Church program

1234567890

3 A \$0.70 8 point Commercial No. 844 5 a \$0.50

TO SEE OURSELVES AS OTHERS DO IS VERY

Interesting when One recovers from the shock and wakes up

3 A \$0.75 10 point Commercial No. 1044 5 a \$0.60

THE TRAMPING PRINTER CAME TO

Town said his name is Ikey and could set pikey

3 A \$0.90 12 point Commercial No. 1244 5 a \$0.70

AN AMATEUR PRINTER TELLS

Us he has more work than he can handle

3 A \$1.35 18 point Commercial No. 1844 5 a \$0.90

FOR COLOR WORK

Use Our Two Color Borders

3 A \$1.60 24 point Commercial No. 2444 5 a \$1.35

NEAT EFFECT

Commercial 4 Type

In the lines above where the number of "A" is given, the capital "A" designates the cap font, and the small "a" the lower case font.

TYPE FACES

5 A \$0.60

6 point Columbus No. 643

5 a \$0.45

IT IS A RARE OCCURANCE TO FIND A TYPE FACE

That is equally of value for both Book and Job composition Such a series
as this is of Double Value to the Printer for highest class Stationery
1234567890

3 A \$0.70

8 point Columbus No. 843

5 a \$0.50

COPPER AND BRASS THIN SPACES ARE

Great Time Savers in composition and a help to the Printer

3 A \$0.75

10 point Columbus No. 1043

5 a \$0.60

TASTY COMPOSITION NECESSITATES

Types of Qualities to 134 attract the Eye and Mind

3 A \$0.90

12 point Columbus No. 1243

5 a \$0.70

WOOD FURNITURE IS NEEDED

In Every Print Shop to Lock up Type Forms

3 A \$1.35

18 point Columbus No. 1843

5 a \$0.90

STREET SCENES

Good Road For Automobile

3 A \$1.60

24 point Columbus No. 2443

5 a \$1.35

YOUNG MEN

For Amateur Printers

In the lines above where the number of "A" is given, the capital "A" designates the cap font, and the small "a" the lower case font.

TYPE FACES

5 A \$0.60 6 point Chester No. 640 5 a \$0.40

THE COMPOSITOR SHOULD CULTIVATE HIS TALENTS
AS a Typographical Designer Constant Practice Will Enable Him to Gauge the
Exact length of a line set in most any size or style of lettering it comes natural
1234567890

3 A \$0.65 8 point Chester No. 840 5 a \$0.45

ABILITY INSURES WORK TO THE WORKMAN
Gossipers are constantly seeking employment steady worker is preferred

3 A \$0.70 10 point Chester No. 1040 5 a \$0.50

ONE CAN SCARCELY REALIZE THE
Great progress that has been made in the Art of Printing

3 A \$0.75 12 point Chester No. 1240 5 a \$0.60

ONE AMATEUR SAYS HE HAS
Done Some very Elegant Work with His Outfit

3 A \$1.10 18 point Chester No. 1840 5 a \$0.85

EVERYTHING THE
Amateur will need to Print With

3 A \$1.50 24 point Chester No. 2440 5 a \$1.20

BE IN LINE
With the boys and print

In the lines above where the number of "A" is given,
the capital "A" designates the cap font, and the small
"a" the lower case font.



The Light of our Home

People live better than they did fifteen years ago. Their homes are more comfortable—better equipped. Luxuries of yesturday are necessities today. This has been distinctively true of

Electric Light.

A few years ago it was a luxury for the rich. Now it is within reach of every income, is much cheaper and better, in fact, than ever before. You seldom hear of an electric light user going back to gas light.

Handover Electric Company

685 Lightemup Street, - - Michigan

TYPE FACES

5 A \$0.65 6 Point Pilgrim No. 641 5 a \$0.45

**IN ORDERING GOODS EXPLICITNESS IS
Essential. Order Every Article by Name and Number as
Given in the Catalog and we will understand all
1234567890**

3 A \$0.70 8 Point Pilgrim No. 841 5 a \$0.50

**SEVERAL YEARS AGO A YOUNG
Man started with a hand press now has power**

3 A \$0.75 10 Point Pilgrim No. 1041 5 a \$0.60

**ANY YOUNG MAN CAN
Increase his business by being prompt**

3 A \$0.90 12 Point Pilgrim No. 1241 5 a \$0.70

**SHOW YOUR CUSTOMER
Samples of the printing you do**

3 A \$1.35 18 Point Pilgrim No. 1841 5 a \$0.90

**LITTLE WORK
Brings Success to All**

3 A \$1.60 24 Point Pilgrim No. 2441 5 a \$1.35

**SEA SHORE
Long Summers**

In the lines above where the number of "A" is given,
the capital "A" designates the cap font, and the small
"a" the lower case font.

NEW PIANO



ON account of this elegant Piano being a new one in the West, and in order that people might become acquainted with it, we will make an exhibit of it at our stores during the month of May. This Piano selling at present for

\$235

Is absolute perfection in piano-building. It is a Grand Square after the Colonial fashion, with all the latest improvements in its construction as regards tone.

A. H. MELODY @ SONS
22 String Ave., - - New York

PLAIN FURNITURE SPRING CLEARANCE SALE

THE increasing demand for plain, simple furniture obliges us to make the manufacture of goods a part of our business. People who love the early Washington styles for their plainness and simplicity will find in our warerooms a few reproductions.

Household Furniture.

SIDE BOARD, solid oak, with a Golden Oak finish, hand carved trimmings and all lined drawers throughout for silver ware. Sale price..... **\$15.75**

CHINA CABINET, solid oak, will be colored or finished to suit the purchaser. Leaded Glass Doors. This elegant Cabinet is worth double **\$12.70**

DINING TABLES, solid cherry, made of the best grade that can be obtained, all hand carved legs. The handsomest table on the market **\$35.00**

DINING CHAIRS, made of the very best cherry wood to match the dining table. Leather seats, high backs and hand carved tops, each **\$4.25**

For Library or Den.

BOOK CASE, solid oak case, well made, and finished in its natural color. This case is 72 inches high and 60 inches wide, is now sold for..... **\$27.00**

LIBRARY TABLE, made of the best select mahogany wood, hand carved legs, inlaid top, size 40x26 inches. Finished in its natural color **\$38.50**

DUTCH MORRIS CHAIR, frame made of heavy solid oak, strong and substantially built. The arms are gracefully shaped, leather cushions **\$20.49**

LEATHER COUCH, a solid oak frame, upholstered in Fabricord leather. This couch is one of the most remarkable values ever offered **\$8.00**

Above prices are for cash or easy payments.

THE WASHINGTON FURNITURE COMPANY

810 Hardwood Avenue,

-

-

Omaha

**GRAND
EVENING CONCERT**

UNDER THE AUSPICES

OF

THE AMATEUR CLUB

AT THE

GRAND OPERA HOUSE

FRIDAY, NOV. 12, 1906

OVERTURES, SYMPHONY IN B MINOR . . . TAYLOR

MELODIES . . . SELECTED

WILLARD

ROBT. BURNS

QUARTETTE

BACKER

MINER

BY THE CLUB

MRS. U. SEEMORE

AT HOME
MONDAY EVENING



MR. C. BLACKFORD

188 MADISON STREET

CHICAGO

WM. D. SUMMERS
COLLECTOR



POWER BUILDING
ALTON, ILL.

DINNER

OYSTERS ON HALF SHELL

SOUPS

CORN

VEGETABLE

TOMATO

FISH

BOILED FRESH MACKERAL

PARSLEY SAUCE

ROAST TURKEY

CRANBERRY SAUCE

ESCALLOPED SQUASH

DESSERT

MINCE PIE

PUMPKIN PIE

APPLE PIE

ENGLISH PLUM PUDDING

ICE CREAM

**OTHER
DISHES
TO
ORDER**

MISS BERNIESE MANSFIELD
TEACHER OF PIANO

PRIVATE LESSONS

23 SOLO AVE.

TYPE FACES

5 A caps 6 Point Ben Bold No. 646-1 \$0.50

WE CAN SUPPLY YOU WITH PRINTING MATERIAL OF ALL KINDS
OUR AIM IS TO FURNISH YOU WITH THE BEST FOR THE LEAST MONEY
1284507800

5 A caps 6 Point Ben Bold No. 646-2 \$0.55

THE AVERAGE PRINTER DOES TO A LARGE EXTENT
PURELY A LOCAL BUSINESS HE MUST MAKE LOW PRICES

5 A caps 6 Point Ben Bold No. 646-3 \$0.60

PRINTERS SHOULD GIVE THEIR CUSTOMER
TO UNDERSTAND THEY EXPECT PROMPT PAY

5 A caps 6 Point Ben Bold No. 646-4 \$0.65

A COPY OF EACH JOB SHOULD BE
KEPT AS A SAMPLE AND FUTURE ORDER

5 A caps 12 Point Ben Bold No. 1246-1 \$0.80

THIS LETTER IS SUITABLE
FOR HIGH GRADE PRINTING 5

5 A caps 12 Point Ben Bold No. 1246-2 \$0.90

THE BEST IS NONE
TO GOOD IS OUR MOTTO

3 A caps 12 Point Ben Bold No. 1246-3 \$0.90

OUR CUSTOMER
IS WELL SATISFIED

3 A caps 18 Point Ben Bold No. 1846-1 \$1.50

PRINTING TYPE

3 A caps 18 Point Ben Bold No. 1846-2 \$1.75

HOME RULE

TYPE FACES

5 A caps 6 point Grant No. 632-2 \$0.50

**ONCE UPON A TIME WE CLAIMED OUR GOODS WERE AS
GOOD AS OTHERS NOW OTHERS CLAIM THEIR GOODS ARE AS GOOD
AS OURS BUT EXPERIENCE HAS TAUGHT THE PRINTER DIFFERENT**

5 A caps 6 point Grant No. 632-3 \$0.50

**WE KEEP A MOST COMPLETE LINE OF PRINTING
MERCHANDISE ON HAND TO SAVE DELAYS IN SHIPPING
IN ORDERING GOODS MENTION HOW TO BE SHIPPED**

5 A caps \$0.50 6 point Grant No. 632-4 5 a \$0.40

**There Is Always A Great Demand For Printers Metal
Furniture, Leads and Slugs Labor Saving Sizes.**

3 A \$0.55 8 point Grant No. 832 5 a \$0.45

**WE HAVE RECEIVED NUMEROUS
Letters of Commendation From Many Printers
who Have Our Type and Other Material**

3 A \$0.65 10 point Grant No. 1032 5 a \$0.50

**ALL OUR FONTS OF TYPE
Are Complete With Figures and Contain
1234 Spaces and Quads 5678**

3 A \$0.80 12 point Grant No. 1232 5 a \$0.65

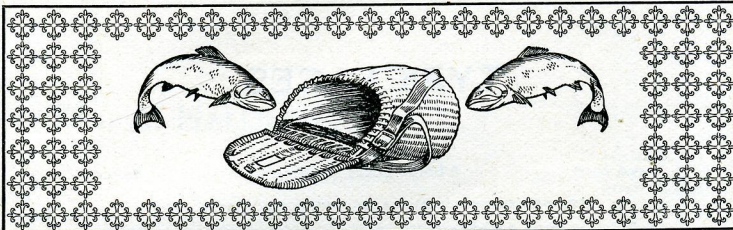
**WONDERFUL EXHIBITION
There Has Been and Always
Will be a Demand for Colors**

3 A \$1.00 18 point Grant No. 1832 5 a \$0.85

**BRASS RULE
With Mitred Corner**

3 A \$1.50 24 point Grant No. 2432 5 a \$1.25

LARGE Engine



THE KING'S HOTEL

ONE OF THE FINEST AND
MOST COMFORTABLE
HOTELS ON THE LAKES

It being adjacent to the Lake, commands a very beautiful view of the Rainbow Mountains, is well known as one of the coolest houses in the summer, and is elegantly furnished and decorated throughout the entire hotel. Rooms en suite with bath rooms.

THE KING'S HOTEL

Is furnished with all the latest modern improvements. Handsome Passenger Elevators, Electric Bells, Messenger Calls, Long Distance Telephone, Etc., is but three stories high, covering a large area of ground used exclusively for hotel purposes, and having lawns on either side, with means of exit from the house, in addition to those in front and rear; these render it almost impossible for any accident to take place from fire.

RATES, \$5.00 PER DAY

This page was set up from 8, 12, 18 and 24 point Grant.

TYPE FACES

5 A caps 6 Point Texas No. 634-1 \$0.50

WE ARE RECEIVING DAILY SPECIMENS OF PRINTING DONE
BY THE AMATEUR PRINTER SOME VERY BEAUTIFUL DESIGNS ARE WORKED
123 WITH OUR BORDERS BRASS RULE, ORNAMENTS AND TYPE 456

5 A caps 6 Point Texas No. 634-2 \$0.55

POPULARITY IS THE PROOF OF MERIT THE GREATER THE
POPULARITY THE GREATER THE MERIT AND SO WITH OUR PRESSES

5 A caps 6 Point Texas No. 634-3 \$0.60

NO AD. IS GOOD THAT DOESN'T MAKE A DIRECT
APPEAL TO THE SELF-INTEREST OF THE READER 56

5 A caps 6 Point Texas No. 634-4 \$0.65

NO OTHER PRESS, TYPE AND MATERIAL
REQUIRES SO LITTLE ADVERTISING AS OURS

5 A caps 12 point Texas No. 1234-1 \$0.70

ALWAYS USE GOOD JUDGEMENT
WHEN DISPLAYING ADVERTISEMENTS

5 A caps 12 point Texas No. 1234-2 \$0.75

SOME BEAUTIFUL PRINTING
IS BEING DONE WITH OUR TYPE

3 A caps 12 point Texas No. 1234-3 \$0.75

A VERY FINE LETTER
FOR CARD ADVERTISING

MR. A. HALLROOM

65 PERCY AVENUE

POINT BODY
POINT SET
POINT LINE

INTERNATIONAL TYPE FOUNDRY
TYPE FOUNDERS

PRINTERS
SUPPLIES

CHICAGO

TEXAS SERIES

AL. YOUNG

T. H. E. AMATEUR

YOUNG & AMATEUR
PRINTERS

SOCIETY PRINTING
LETTER HEADS
BILL HEADS
CARDS

CHAS. A. CALLMORE
ATTORNEY-AT-LAW

CLIANTS BUILDING
ALBANY

TYPE FACES

5 A Caps 6 point Polk No. 637-1 \$0.45

EVERY BOY AND YOUNG MAN SHOULD LEARN THE PRINTING
BUSINESS BEN FRANKLIN WAS A PRINTER WHEN HE WAS A YOUNG MAN OF 19
1234567890

5 A caps 6 point Polk No. 637-2 \$0.50

THIS SPECIMEN BOOK IS ISSUED TO OUR PATRONS TO
HELP THEM IN MAKING SELECTIONS, AND WE WOULD REMIND THEM
NOT TO CUT THIS BOOK BUT ORDER BY NAME AND NUMBER

5 A caps 6 point Polk No. 637-3 \$0.55

OUR COPPER AND BRASS THIN SPACES ARE
VERY MUCH IN NEED IN A PRINT SHOP FOR ACCURATE
JUSTIFICATION THEY ARE MADE IN TWO THICKNESSES

5 A caps 6 point Polk No. 637-4 \$0.60

VERY NEAT AND ELABORATE WORK CAN
BE EXECUTED WITH OUR TWO COLOR BORDERS

5 A caps 8 point Polk No. 837 \$0.70

OUR CATALOGUE IS ONE OF THE
MOST INSTRUCTIVE FOR THE AMATEUR

3 A caps 10 point Polk No. 1037 \$0.80

THE NONPAREIL PRESS
A WINNER AND MONEY MAKER

3 A caps 12 point Polk No. 1237 \$0.90

SOCIETY PRINTING
PROGRAMME, TICKETS

3 A caps 18 point Polk No. 1837 \$1.15

PRINTING IN
MODERN IDEAS

THOS. E. SEEMORE
PRESIDENT

HENRY O. DOOLESS
TREASURER

HARDWOOD FIRE INSURANCE COMPANY

SECRETARY'S OFFICE

ROOM 23, UNDERWRITERS BUILDING

TELEPHONE MAIN 950

JOHN McHOLDENMUP
SECRETARY

HIGHWAY

RETURN IN FIVE DAYS TO

SIGWALT MANUFACTURING Co.

• PRINTING PRESSES •

188 MADISON STREET, CHICAGO

¢ @ AT AY LT LY

Any 6 point one of each Character \$0.10
8, 10 or 12 point one of each " \$0.15
18 point " " " " " \$0.20

Special Characters for Polk Series

TYPE FACES

5 A \$0.55 8 point Garfield No. 835 5 a \$0.35

GREAT CARE SHOULD BE USED IN HANDLING TYPE BECAUSE

It is impossible to print from the type when the face is once battered up
1234567890

3 A \$0.65 10 point Garfield No. 1035 5 a \$0.45

BEFORE PLAINING YOUR FORM SEE THAT THE PLAINER

Is clean, and lay flat on the type, than strike the plainer lightly
1234567890

3 A \$0.75 12 point Garfield No. 1235 5 a \$0.55

DO NOT TRY TO DRIVE THE TYPE THROUGH

The stone or table because type are not made from steel
1234567890

3 A \$0.95 18 point Garfield No. 1835 5 a \$0.65

TYPE BATTERED AND WORN

Will not do the same work that new type will
1234567890

3 A \$1.25 24 point Garfield No. 2435 5 a \$0.90

THE FIRST PRINTING PRESS

Was manufactured in the year 1450

In the lines above where the number of "A" is given, the capital "A" designates the cap font, and the small "a" the lower case font.

FANCY LEATHER GOODS

When in doubt as to what to buy him or her as a present, just think of the many useful things now made in leather.



POCKET BOOKS
JEWEL CASES
PORTFOLIOS
PURGES
MUSIC ROLLS

This is only a partial list of our goods, just mentioned off-hand, as the complete list is to long. All useful articles.

THE THOMPSON LEATHER COMPANY
Corner Leatherett and Sole Streets, Philadelphia

THE VERY LATEST BOOKS

We just mention a few of the latest books that have come from the publisher. A catalog of all our books for the asking.

The Young King Is a romance dealing with the reign of Louis XVI. French history
By Howard Morgan
is followed to a degree, without that dryness upon accurate history. **\$1.50**

Battles at Sea Historical stories of Naval Warfare, giving
By John Mason a minute account of all the sea-fights from the time of the Spanish Armada. Very interesting **\$1.00**

THE GOODREADERS PUBLISHING COMPANY
NO. 1268 BOOKMARK AVE., NEW YORK

TYPE FACES

3 A \$0.75

12 point Venetian No. 1221

5 a \$0.50

2 A 3 a put up in combination fonts, \$0.85

ANNOUNCEMENT

*During the remainder of this Month
we will make to order*

TAILOR MADE SUITS

*at a
special reduction*

*The expert cutters and fine workman-
ship that characterize all our garments
will be applied to these suits.*

*The Fashion Tailors
19 Cloth Avenue, Coatville, Pa.*

3 A \$0.50
5 A .75

12 point Typewriter No. 1222

12 a \$1.00
25 a 1.75

Dear Sir:-

You are hereby notified to attend the next regular meeting, which will be held at Lodge Hall on Wednesday, June 20, 1906. Our annual election of officers will then take place.

Yours in Order,
Chairman.

TYPE FACES

3 A caps \$0.55 8 point Italic No. 811 5 a lower case \$0.40
5 A caps \$0.80 10 a lower case \$0.60

WE ALWAYS CARRY A LARGE STOCK
Of Our Popular Type Designs Thus Avoiding Any Delays
12345 In Filling Your Orders Promptly 67890

3 A caps \$0.60 10 point Italic No. 1011 5 a lower case \$0.45
5 A caps \$0.85 10 a lower case \$0.65

INVENTION OF PRINTING
Has Always Been Recognized by Educated
123 Men as a Subject of Importance 456

5 A Caps 6 point Lincoln No. 631 \$0.45

**VERY NEAT AND TASTY WORK CAN
BE DONE WITH OUR TWO-COLOR BORDERS**

10 A Caps 10 point Tyler No. 1033 \$1.10
3 A Caps \$0.65

**WE HARDLY NEED POINT
OUT THE USES FOR THIS MOST
123 BEAUTIFUL FACE 456**

3 A \$0.75 18 point Lindell No. 1838 5 a \$0.50

PRINTERS WOOD FURNITURE
Is used by printers to lock around their type

3 A \$0.90 18 point Salem No. 1839 5 a \$0.65

**No Other Type so Hard or
Lasting as Our Type Tough and
Durable beyond Comparison**

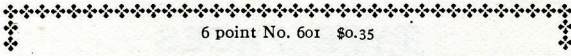
In the lines above where the number of "A" is given,
the capital "A" designates the cap font, and the small
"a" the lower case font.



12 point No. 1203 \$0.45



12 point No. 1202 \$0.45



6 point No. 601 \$0.35



12 point No. 1221 \$0.45



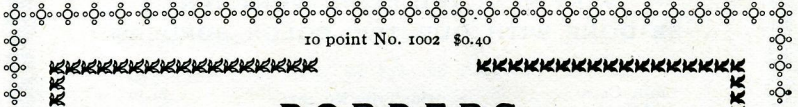
12 point No. 1220 \$0.45



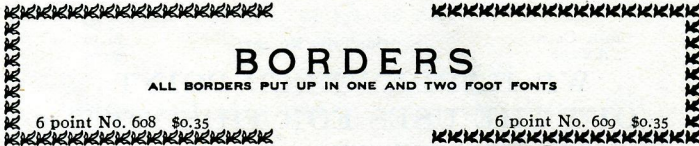
12 point No. 1219 \$0.45



18 point No. 1800 \$0.60




10 point No. 1002 \$0.40



BORDERS

ALL BORDERS PUT UP IN ONE AND TWO FOOT FONTS



6 point No. 608 \$0.35




6 point No. 609 \$0.35


10 point No. 1001 \$0.40



18 point No. 1801 \$0.60



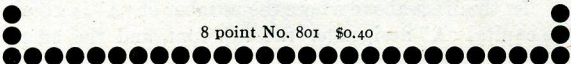
12 point No. 1213 \$0.45



12 point No. 1211 \$0.45



12 point No. 1210 \$0.45




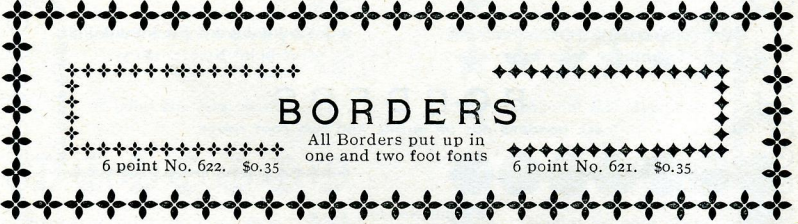
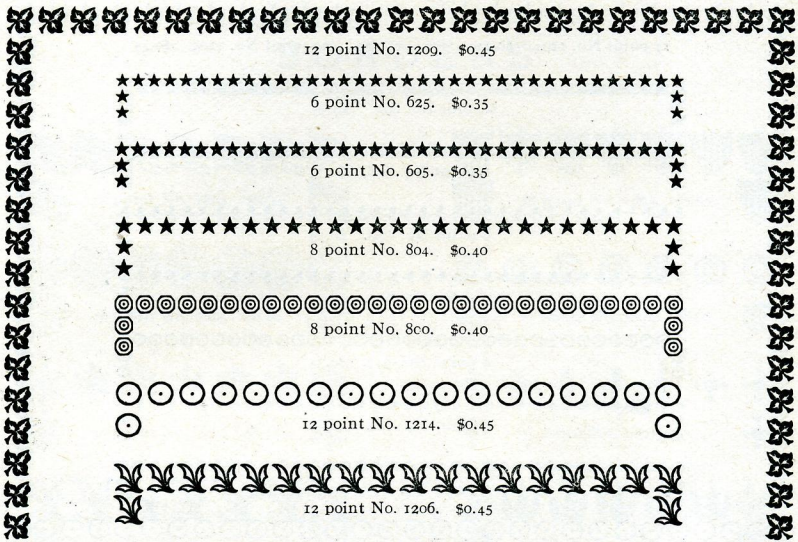
8 point No. 801 \$0.40

12 point No. 1201 \$0.45

12 point No. 1200 \$0.45



PRICES GIVEN ABOVE ARE FOR ONE FOOT FONTS.



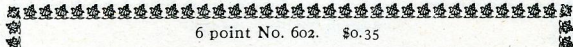
PRICES GIVEN ABOVE ARE FOR ONE FOOT FONTS.




12 point No. 1204. \$0.45



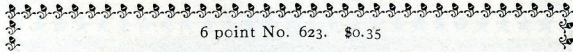
12 point No. 1205. \$0.45



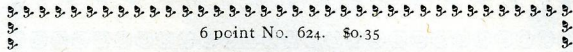
6 point No. 602. \$0.35



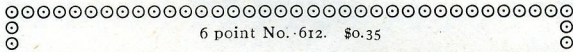
6 point No. 606. \$0.35



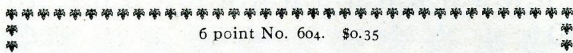
6 point No. 623. \$0.35




6 point No. 624. \$0.35




6 point No. 612. \$0.35




6 point No. 604. \$0.35



6 point No. 603. \$0.35



6 point No. 610. \$0.35




6 point No. 611. \$0.35

BORDERS

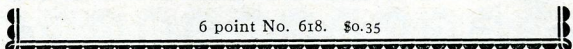
ALL BORDERS PUT UP IN ONE AND TWO FOOT FONTS.



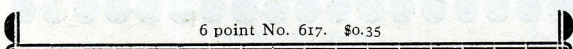
10 point No. 103. \$0.40



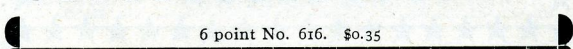
6 point No. 614. \$0.35



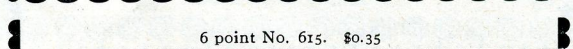
6 point No. 618. \$0.35



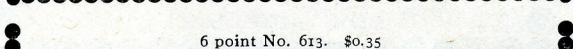
6 point No. 617. \$0.35




6 point No. 616. \$0.35



6 point No. 615. \$0.35



6 point No. 613. \$0.35



6 point No. 619. \$0.35

12 point No. 1216. \$0.45

12 point No. 1217. \$0.45

PRICES GIVEN ABOVE ARE FOR ONE FOOT FONTS.

BORDERS

ALL BORDERS ARE PUT UP IN ONE AND TWO FOOT FONTS.




18 point No. 1802. \$0.60



18 point No. 1803. \$0.60




18 point No. 1805. \$0.60



18 point No. 1804. \$0.60



18 point No. 1806. \$0.60




18 point No. 1807. \$0.60



18 point No. 1810. \$0.60




18 point No. 1809. \$0.60




18 point No. 1812. \$0.60



18 point No. 1813. \$0.60



18 point No. 1815. \$0.60



18 point No. 1816. \$0.60



24 point No. 2401. \$0.75



24 point No. 2402. \$0.75



24 point No. 2403. \$0.75









24 point No. 2404. \$0.75

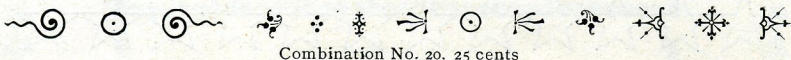
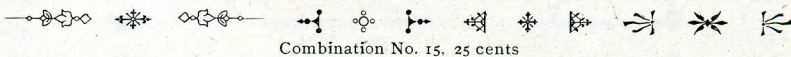

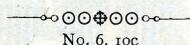

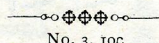

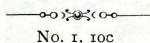
6 Point Borders two foot fonts, \$0.65	12 Point Borders two foot fonts, \$0.80
8 Point " " " " .70	18 Point " " " " 1.00
10 Point " " " " .75	24 Point " " " " 1.40

BORDERS

ALL BORDERS ARE PUT UP IN ONE AND TWO FOOT FONTS.



COMBINATION ORNAMENTS



These Corners are sold in sets of four.

SPECIAL FIGURES

6 point No. 630 6 point No. 631 6 point No. 630-M 6 point No. 636-3
1234567890 1234567890 1234567890 1234567890

6 pt. No. 601 6 pt. No. 606 6 pt. No. 636-1 6 pt. No. 636-2 6 pt. No. 606-M
1234567890 1234567890 1234567890 1234567890 1234567890

6 point No. 632-2 6 point No. 632-3 6 point No. 637-4 6 point No. 637-3
1234567890 1234567890 1234567890 1234567890

8 point No. 10 8 point No. 801 8 point No. 811
1234567890 1234567890 1234567890

8 point No. 836 8 point No. 830-M
1234567890 1234567890

8 point No. 832 8 Point No. 835 8 point No. 837
1234567890 1234567890 1234567890

10 point No. 1001 10 point No. 1033 10 point No. 1011
1234567890 1234567890 1234567890

10 point No. 1032 10 point No. 1036
1234567890 1234567890

10 point No. 1030-M 10 point No. 1035 10 point No. 1037
1234567890 1234567890 1234567890

12 point No. 1236 12 point No. 1234
1234567890 1234567890

12 point No. 1237
1234567890

12 point No. 1230-M 12 point No. 1232
1234567890 1234567890

12 point No. 1235 12 point No. 1221 12 point No. 1222
1234567890 1234567890 1234567890

18 point No. 1839 18 point No. 1832
1234567890 1234567890

18 point No. 1837
1234567890

12345 18 point No. 1836 **67890**

These figures are put up in small fonts for the convenience of the printer as the occasion often happens that more figures are required on certain work than put in the regular fonts,

Price per font of 6, 8 or 10 point.....\$0.25
 Price per font of 12 point..... .35
 Price per font of 18 point..... .40

LEADERS

FINE HYPHEN LEADERS

6 Point

8 Point

10 Point

12 Point

HYPHEN LEADERS

6 Point

8 Point

10 Point

12 Point

THREE DOT TO THE EM LEADERS

6 Point

8 Point

10 Point

12 Point

TWO DOT TO THE EM LEADERS

6 Point

8 Point

10 Point

12 Point

ONE DOT TO THE EM LEADERS

6 Point

8 Point

All leaders are put up in one-half and one-pound fonts.

All 6 point leaders, per $\frac{1}{2}$ pound,	\$0.45.	One pound, \$0.80
All 8 point leaders, per $\frac{1}{2}$ pound,	.40.	One pound, .75
All 10 point leaders, per $\frac{1}{2}$ pound,	.35.	One pound, .65
All 12 point leaders, per $\frac{1}{2}$ pound,	.35.	One pound, .60

BRASS RULE

In One Foot Lengths

2 Point 12 cents per foot Per font of cut rule, \$0.85

No. 214

No. 215

No. 216

No. 217

No. 218

No. 219

No. 220

3 point 18 cents per foot Per font of cut rule, \$0.95

No. 300

No. 320

No. 321

No. 322

4 point 24 cents per foot Per font of cut rule, \$1.60

No. 420

No. 421

6 point 36 cents per foot Per font of cut rule, \$1.75

No. 620

No. 621

No. 622

Brass Rule of above numbers put up in fonts of assorted lengths with mitered corners as shown here-with, these lengths are accurately cut to measure and different size panels may readily be set up with this rule..... Price shown above

METAL



CORNER QUADS

Metal Corner Quads for holding brass miters in place are necessary in all work where brass rule is used. "Above metal corner shows how brass rule is held in place." Per set of four, 10 cents.

COMMERCIAL MARKS

<p>6 Point \$0.25</p> <p> @ % % ¢ </p>	<p>8 Point \$0.25</p> <p> @ % % ¢ </p>
<p>10 Point \$0.25</p> <p> @ % % ¢ </p>	<p>12 Point \$0.25</p> <p> @ % % ¢ </p>

REFERENCE MARKS

<p>6 Point</p> <p style="text-align: center;"> ¶ † ‡ § * [] () ° </p>	<p>\$0.25</p>
<p>8 Point</p> <p style="text-align: center;"> ¶ † ‡ § * [] () ° </p>	<p>\$0.25</p>
<p>10 Point</p> <p style="text-align: center;"> ¶ † ‡ § * [] () ° </p>	<p>\$0.25</p>
<p>12 Point</p> <p style="text-align: center;"> ¶ † ‡ § * [] () ° </p>	<p>\$0.25</p>

EN SET FRACTIONS

<p>6 Point</p> <p style="text-align: center;"> $\frac{1}{2}$ $\frac{1}{3}$ $\frac{2}{3}$ $\frac{1}{4}$ $\frac{3}{4}$ $\frac{1}{8}$ $\frac{3}{8}$ $\frac{5}{8}$ $\frac{7}{8}$ </p>	<p>\$0.25</p>
<p>8 Point</p> <p style="text-align: center;"> $\frac{1}{2}$ $\frac{2}{8}$ $\frac{1}{8}$ $\frac{1}{4}$ $\frac{3}{4}$ $\frac{1}{8}$ $\frac{3}{8}$ $\frac{7}{8}$ </p>	<p>\$0.25</p>
<p>10 Point</p> <p style="text-align: center;"> $\frac{1}{2}$ $\frac{1}{3}$ $\frac{2}{3}$ $\frac{1}{4}$ $\frac{3}{4}$ $\frac{1}{8}$ $\frac{3}{8}$ $\frac{5}{8}$ $\frac{7}{8}$ </p>	<p>\$0.25</p>
<p>12 Point</p> <p style="text-align: center;"> $\frac{1}{2}$ $\frac{1}{3}$ $\frac{2}{3}$ $\frac{1}{4}$ $\frac{3}{4}$ $\frac{1}{8}$ $\frac{3}{8}$ $\frac{5}{8}$ $\frac{7}{8}$ </p>	<p>\$0.25</p>




PIECE FRACTIONS

<p>12 Point \$0.25</p> <p style="text-align: center;">1 2 3 4 5 6 7 8 9 0</p> <p style="text-align: center;"> $\frac{5}{6}$ $\frac{32}{64}$ $\frac{568}{701}$ </p>	<p style="text-align: center;">1 2 3 4 5 6 7 8 9 0</p> <p style="text-align: center;"> $\frac{83}{1000}$ $\frac{159}{54783}$ </p>
--	--

EM SET FRACTIONS

6 Point	$\frac{1}{2}$ $\frac{1}{3}$ $\frac{2}{3}$ $\frac{1}{4}$ $\frac{3}{4}$ $\frac{1}{8}$ $\frac{3}{8}$ $\frac{5}{8}$ $\frac{7}{8}$	\$0.25
8 Point	$\frac{1}{2}$ $\frac{1}{3}$ $\frac{2}{3}$ $\frac{1}{4}$ $\frac{3}{4}$ $\frac{1}{8}$ $\frac{3}{8}$ $\frac{5}{8}$ $\frac{7}{8}$	\$0.25
10 Point	$\frac{1}{2}$ $\frac{1}{3}$ $\frac{2}{3}$ $\frac{1}{4}$ $\frac{3}{4}$ $\frac{1}{6}$ $\frac{1}{8}$ $\frac{3}{8}$ $\frac{5}{8}$ $\frac{7}{8}$	\$0.25
12 Point	$\frac{1}{2}$ $\frac{1}{3}$ $\frac{2}{3}$ $\frac{1}{4}$ $\frac{3}{4}$ $\frac{1}{6}$ $\frac{1}{8}$ $\frac{3}{8}$ $\frac{5}{8}$ $\frac{7}{8}$	\$0.25

BRACES AND DASHES

6 Point		\$0.25
8 Point		\$0.25
10 Point		\$0.25

Commercial & Ref. Mks. Fractions, Braces & Dashes put up in fonts 25c each

MISCELLANEOUS

6 POINT

1	2	3	4	5	6	7	8	9	10	11	12	13	14	15
¶	@	lb	%	%	¢	¶	†	‡	§		*	[(£
16	17	18	19	20	21	22	23	24	25	26	27			
		o	x	÷	°	/	∞	R	5	3	£			

8 POINT

1	2	3	4	5	6	7	8	9	10
¶	@	lb	%	%	¢	¶	†	‡	§
11	12	13	14	15	16	17	18		
	*	o	[(£				

10 POINT


1	2	3	4	5	6	7	8	9
¶	@	lb	%	%	%	£	¶	†
10	11	12	13	14	15	16	17	18
†	§		*	o])	“	£	

SEE NEXT PAGE FOR PRICES

ELECTROTYPE CUTS.



M 213 40c



M 207 50c



M 205 50c



M 206 30c



M 210 30c



M 208 40c



M 214 50c



M 202 35c



M 215 50c



M 201 35c



M 212 35c



M 209 30c



M 216 30c



M 217 30c



M 218 25c



M 211 35c



M 220 30c



M 219 35c



M 203 35c

ELECTROTYPE CUTS.



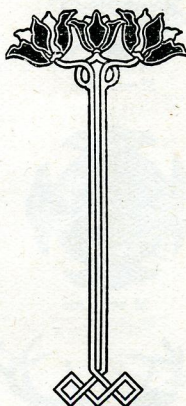
No. 23, 75c



No. 25, 25c



No. 26, 20c



No. 17, 45c




No. 27, 30c



No. 28, 30c



No. 29, 25c



No. 30, 30c



No. 41 20c.



No. 24, 25c



No. 31, 25c

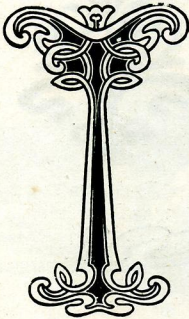


No. 18, 40c

ELECTROTYPE CUTS.



No. 22, 75c



No. 16, 45c



No. 1, 20c




No. 38, 50c



No. 7, 25c



No. 39, 25c



No. 9, 40c



No. 10, 40c



No. 3, 25c



No. 4, 25c



No. 40, 45c



No. 20, 50c

ELECTROTYPE CUTS.



No. 21, 50c



No. 11, 25c



No. 15, 50c



No. 32, 35c



No. 33, 35c



No. 2, 25c



No. 34, 25c



No. 5, 30c



No. 6, 30c



No. 37, 35c



No. 8, 25c



No. 36, 30c




No. 19, 40c




No. 12, 35


ELECTROTYPED CUTS.



Cut No. 1000 b, 85c



Cut No. 1001 b, \$1.00



Cut No. 1002 b, \$1.00



Cut No. 1200, 75c

BRASS AND COPPER THIN SPACES

No printer should be without these Copper and Brass Thin Spaces, they are used in combination with the regular lead spaces to space between the words and give a more even spacing of the line, they are also used in spacing where the lead are too thick.

These spaces are put up in packages of one-half point copper and one point brass assorted, of any one body. If you have 10 point type, you will want 10 point copper and brass spaces.
 price per package..... 25 cents

SPACES AND QUADS

assorted

6 point one-half pound, \$0.45	One pound, \$0.80
8 point " " .40	" " .70
10 point " " .35	" " .60
12 point " " .30	" " .55
18 point " " .30	" " .55
24 point " " .30	" " .55
12 point typewriter justifiers, one-half pound,.....	.30
12 point " " one pound,.....	.55

These spaces and quads are made from metal and are used to space between the words and blank out the line that is not filled with type.

LEADS AND SLUGS

Fonts made up of assorted lengths

2 point Leads, one-half pound, \$0.20	One pound, \$0.35
6 point Slugs, one-half pound, .20	One pound, .35

INDISTRUCTIBLE LEADS

Accurately cut to type measure of assorted lengths.

Half font Aluminum leads	price 25 cents
Full font " "	price 45 cents

WOOD FURNITURE

Accurately cut to type measure in assorted lengths.

No. 1 suitable for presses Nos. 9, 10, 11, 21 and 22	per font, 25 cents
No. 2 " " " Nos. 23 and 24.....	" " 35 cents
No. 3 " " " No. 25.....	" " 50 cents
In fonts of any one desired length, state length wanted	" " 25 cents

BODY TYPE WEIGHT FONTS.

Our eight point Roman No. 801 as shown herein is a suitable letter for all kinds of Book and Newspaper printing, sold in 5 pound, 10 pound and 25 pound fonts. These fonts are complete with lowercase or "small letters," caps, point, figures, small caps and spaces and quads.

Sorts of any one or more characters will be cast to order at prices shown in table below.

Our ten point Roman No. 1001 as shown herein is also a very suitable letter for all kinds of Book and Newspaper printing, and sold in 5 pound, 10 pound and 25 pound fonts. These fonts are complete with lowercase or "small letters," caps, points, figures, small caps spaces and quads.

6 Point Roman... 5 lb., \$5.50	10 lb., \$9.75	25 lb., \$19.00
8 Point Roman... 5 lb., 4.50	10 lb., 8.60	25 lb., 17.00
10 Point Roman... 5 lb., 3.70	10 lb., 7.40	25 lb., 15.00

Sorts of any one or more characters will be cast to order at prices shown in table below. When ordering sorts, sufficient time must be allowed the foundry to cast the order, as sorts are not kept in stock.

SORTS CAST TO ORDER OF ANY ONE CHARACTER OF ROMAN BODY TYPE

	1 oz.	2 oz.	3 oz.	4 oz.	8 oz.	1 lb.
6 point	\$0.25	\$0.40	\$0.50	\$0.60	\$0.95	\$1.35
8 point	.25	.38	.47	.55	.85	1.20
10 point	.25	.35	.42	.48	.70	1.00

SORTS CAST TO ORDER OF ANY ONE CHARACTER OF JOB TYPE FACES

	2 type	5 type	10 type	15 type	25 type	50 type
6 point	\$0.12	\$0.15	\$0.18	\$0.20	\$0.24	\$0.35
8 point	.12	.15	.18	.20	.24	.38
10 point	.12	.15	.18	.21	.27	.40
12 point	.12	.15	.18	.23	.30	.45
14 point	.15	.18	.22	.26	.32	.50
18 point	.15	.18	.25	.30	.38	.65
24 point	.18	.25	.33	.45	.60	.95

GALLEYS



4 x 6 inch Wooden Galley, as shown in cut.....	\$0.30
5 x 8 " " " " " " " "40
6 x 10 " " " " " " " "55
6 x 10 inch All Brass Galley,.....	1.75
9 x 14 " " " " " " " "	2.75

WOODEN MALLETS

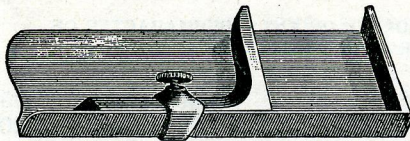
Made of thoroughly seasoned and selected stock, the handles screwed in, finished in oil. The most durable mallet made, and wears like iron.



Made in two sizes

Small, 2½ x 4½	\$0.40
Medium, 3 x 550


COMPOSING STICK



One of the best composing sticks for the amateur printer.

6-inch steel.....	each, \$1.00
-------------------	--------------


LEAD AND SLUG CUTTER



A Strong Reliable Lead and Slug Cutter

Price,.....	\$2.00
-------------	--------

IMPROVED QUOINS



This cut shows the Quoin-Key in connection with the Improved Quoin.

The latest and most durable quoin for locking forms.

Per set of three pair improved quoins.....	\$0.80
Per dozen pair improved quoins	2.75
Key to fit improved quoin,.....	.60
Hickory Wood Quoins, (box of 100).....	.50

SHOOTING STICK



This Shooting Stick is used to tighten up the wood quoins, and is made of hickory wood. Price each.....\$0.10
Wrought Steel, nickel-plated, each,70


PLANERS

This planer is used to plane down the type after the type is put in the chase and ready to lock up.



Made of hard maple, and easy to grasp
Size, 3x6 inches,\$0.35

TYPE CASES



This Improved Type Case holds caps, lowercase and figures, size $2\frac{1}{4}$ x $16\frac{7}{8}$

Case, $4\frac{1}{2}$ x 9 inches, 48 partitions, with slide cover...	\$0.20
Case, $9\frac{1}{2}$ x $10\frac{1}{2}$ inches, 48 partitions.....	.35
Case, 10 x 16 inches, 72 partitions.....	.60
Case, $21\frac{1}{4}$ x $16\frac{7}{8}$ inches,.....	.95

TWEEZERS



Made of tempered steel; file cut points, best in the market.
 Per Pair, 10c, 30c, and 50c

GAUGE PINS OR GUIDES



Per Set of Three, \$0.20

INK ROLLERS

Hand Rollers for Presses Nos. 3, 5 and 7.....	each, \$0.20
Rollers for Presses Nos. 9 and 10	" .25
Rollers for Presses Nos. 11 and 21	" .30
Rollers for Press No. 22.....	" .35
Rollers for Press No. 23.....	" .50
Rollers for press No. 24	" .60
Rollers for Press No. 25	" .75
Hand Roller (5 inch, with handle).....	" .50

CHASES

Chase for Press No. 3, with screws,.....	each, \$0.15
“ “ “ No. 5 and 7, with screws,.....	“ .20
“ “ “ Nos. 9, 10, 11 and 21 with screws..	“ .25
“ “ “ No. 22 without screws.....	“ .35
“ “ “ No. 23 “ “	“ .40
“ “ “ No. 24 “ “	“ .50
“ “ “ No. 25 “ “	“ .75

TABLET GLUE

This tablet glue is used for glueing tabs, such as Statements, Letter Heads, Bill Heads, etc.

An elastic, tough, quick-drying preparation, which is applied hot after melting in an ordinary glue pot. Does not adhere to the edges of the sheets as they are removed from the pad.

The color is a bright red. Put up as follows with directions.

One pound	\$0.35
Five pounds	1.50

MARBLE IMPOSING STONES

Size, 4 x 6 inches,.....	\$0.25	Size, 12 x 18 inches,....	\$1.75
Size, 9 x 12 "75	Size, 18 x 24 "	2.50
Size, 12 x 12 "	1.00	Size, 24 x 30 "	4.00

PRINTING INKS

These Inks are made by one of the most extensive Ink manufacturers in the world, and have a world-wide reputation for quality and uniformity. We use them exclusively in our own specimen printing.

	¼ pound	½ pound	one pound
Black ink for general use.....	\$0.20	\$0.30	\$0.60
Black ink, extra quality45	.90	1.70
Red, Blue, Brown or Green25	.50	1.00
Yellow or White25	.50	1.00

If a light color ink is needed, use one of our standard colors and mix with the white ink until you get the shade you want.

BRONZE FOR GILDING

Gold Bronze, for gilding cards	one ounce,	25c
Gold Bronze, extra fine.....	" "	50c
Silver Bronze.....	" "	30c
Cardinal Red Bronze	" "	30c
Copper Bronze	" "	50c

WHITE BRISTOL CARDS

	No. 117 Size 1 7/8 x 3	No. 88 Size 1 7/8 x 3 1/2	No. 70 Size 2 7/8 x 3 7/8	No. 63 Size 2 7/8 x 4
100 Cards....	15c	20c	25c	25c
500 Cards....	25c	35c	45c	50c
1000 Cards....	45c	50c	75c	85c

Send for our price list of paper stock. Our selection of paper stock is too large to list in this booklet.

We can furnish upon short notice any paper you may need.

Cap Scheme For Type

Adopted by the
INTERNATIONAL TYPE FOUNDRY, CHICAGO

	2	3	4	5	6	7	8	9	10	12	14	15	16	18	20	22	24	25
A	2	3	4	5	6	7	8	9	10	12	14	15	16	18	20	22	24	25
B	2	2	2	2	3	3	3	4	4	5	6	6	7	8	8	9	10	10
C	2	2	3	4	4	5	5	6	7	8	9	10	11	12	13	15	16	17
D	2	2	2	3	3	4	4	5	6	7	8	8	9	10	11	12	13	13
E	2	4	5	6	8	9	10	11	12	14	17	18	19	22	24	27	29	30
F	2	2	2	3	3	3	4	4	5	6	7	7	8	9	9	10	11	12
G	2	2	2	3	3	3	3	4	4	5	6	7	7	8	9	10	11	12
H	2	2	2	3	4	4	5	5	6	7	8	8	9	10	11	12	13	13
I	2	3	4	5	6	7	8	9	10	12	14	15	16	18	20	22	24	25
J	2	2	2	2	2	3	3	3	4	4	5	5	5	6	7	7	7	7
K	1	2	2	2	2	3	3	3	4	4	5	5	5	6	6	7	7	7
L	2	2	3	4	4	5	5	6	7	8	9	10	11	12	13	15	16	17
M	2	2	3	4	4	5	5	6	7	8	9	10	11	12	13	15	16	17
N	2	3	4	5	6	7	8	9	10	12	14	15	16	18	20	22	24	25
O	2	3	4	5	6	7	8	9	10	12	14	15	16	18	20	22	24	25
P	2	2	2	3	4	4	5	5	6	7	8	8	9	10	11	12	13	13
Q	1	1	1	5	6	2	2	2	3	3	3	3	4	4	4	5	5	5
R	2	3	4	5	6	7	8	9	10	12	14	15	16	18	20	22	24	25
S	2	3	4	5	6	7	8	9	10	12	14	15	16	18	20	22	24	25
T	2	3	4	5	6	4	8	9	10	12	14	15	16	18	20	22	24	25
U	2	2	2	3	4	4	5	5	6	7	8	8	9	10	11	12	13	13
V	2	2	2	2	2	3	3	3	4	4	5	5	5	6	6	7	7	7
W	2	2	2	2	3	3	3	4	4	5	6	6	7	8	8	9	10	10
X	1	2	2	2	2	2	2	2	3	3	3	3	4	4	4	5	5	5
Y	2	2	2	2	3	3	3	4	4	5	6	6	7	8	8	9	10	10
Z	1	1	1	1	2	2	2	2	2	3	3	3	4	4	4	5	5	5
&	1	1	1	1	2	2	2	2	3	3	3	3	4	4	4	5	5	5
\$	1	2	2	2	2	2	3	3	3	4	4	4	4	5	6	6	6	7
1	2	3	3	3	3	3	4	4	4	5	5	5	5	7	8	8	8	9
2	2	2	2	2	2	2	3	3	3	4	4	4	4	5	6	6	6	7
3	2	2	2	2	2	2	3	3	3	4	4	4	4	5	6	6	6	7
4	2	2	2	2	2	2	3	3	3	4	4	4	4	5	6	6	6	7
5	2	2	2	2	2	2	3	3	3	4	4	4	4	5	6	6	6	7
6	2	2	2	2	2	2	3	3	3	4	4	4	4	5	6	6	6	7
7	2	2	2	2	2	2	3	3	3	4	4	4	4	5	6	6	6	7
8	2	2	2	2	2	2	3	3	3	4	4	4	4	5	6	6	6	7
9	2	2	2	2	2	2	3	3	3	4	4	4	4	5	6	6	6	7
0	2	3	3	3	4	4	5	5	5	6	6	6	6	8	10	10	10	11
.	2	3	4	5	6	7	8	9	10	12	14	15	16	18	20	22	24	25
,	3	4	5	6	7	8	9	10	12	14	15	16	18	20	22	24	24	25
-	1	2	2	2	2	3	3	3	4	4	5	5	6	6	7	7	7	7
'	1	1	2	3	3	3	4	4	5	6	7	7	8	9	9	10	11	11
:	1	1	1	1	2	2	2	2	3	3	3	3	4	4	4	5	5	5
;	1	1	1	1	2	2	2	2	3	3	3	3	4	4	4	5	5	5
!	1	1	1	1	2	2	2	2	3	3	3	3	4	4	4	5	5	5
?	1	1	1	1	2	2	2	2	3	3	3	3	4	4	4	5	5	5

See page with Lower case Scheme for explanation.

Lower Case Scheme

Adopted by the
INTERNATIONAL TYPE FOUNDRY, CHICAGO


	3	4	5	6	7	8	9	10	12	14	15	16	18	20	21	22	24	25
a	3	4	5	6	7	8	9	10	12	14	15	16	18	20	21	22	24	25
b	2	2	2	3	3	3	4	4	5	6	6	7*	8	8	9	9	10	10
c	2	2	2	3	3	3	4	4	5	6	6	7	8	10	11	11	12	13
d	2	2	2	3	3	3	4	4	5	6	6	7	8	10	11	11	12	13
e	4	5	6	8	9	10	12	13	16	19	20	21	24	27	28	29	32	33
f	2	2	2	3	3	3	4	4	5	6	6	7	8	10	11	11	12	13
g	2	2	2	3	3	3	4	4	5	6	6	7	8	10	11	11	12	13
h	2	2	2	3	3	3	4	4	5	6	6	7	8	10	11	11	12	13
i	3	3	4	4	5	5	6	7	8	9	10	11	12	13	14	15	16	17
j	2	2	2	2	2	3	3	3	4	4	5	5	6	6	7	7	7	7
k	2	2	2	2	2	3	3	3	4	4	5	5	6	6	7	7	7	7
l	2	2	2	3	3	3	4	4	5	6	6	7	8	9	10	11	12	13
m	2	2	2	3	3	3	4	4	5	6	6	7	8	9	10	11	11	12
n	3	3	4	4	5	5	6	7	8	9	10	11	12	13	14	15	16	17
o	3	3	4	4	5	5	6	7	8	9	10	11	12	13	14	15	16	17
p	2	2	2	3	3	3	4	4	5	6	6	7	8	8	9	9	10	10
q	2	2	2	3	3	3	4	4	5	6	6	7	8	8	9	9	10	10
r	1	1	1	2	2	2	2	2	3	3	3	4	4	4	4	5	5	5
s	3	3	4	5	6	7	8	9	10	12	14	15	16	18	20	21	22	24
t	3	3	4	5	6	7	8	9	10	12	14	15	16	18	20	21	22	24
u	3	3	4	5	6	7	8	9	10	12	14	15	16	18	20	21	22	24
v	2	2	2	3	3	3	4	4	5	6	6	7	8	8	9	9	10	10
w	2	2	2	2	2	3	3	3	4	4	5	5	6	6	7	7	7	7
x	2	2	2	2	3	3	3	4	4	5	6	6	7	8	8	9	9	10
y	1	1	1	2	2	2	2	2	3	3	3	4	4	4	4	5	5	5
z	1	1	1	2	2	2	2	2	3	3	3	4	4	4	4	5	5	5
.	2	2	3	4	4	5	5	6	7	8	8	9	10	11	11	12	13	13
,	2	2	3	4	4	5	5	6	7	8	8	9	10	11	11	12	13	13
-'	1	1	1	1	2	2	2	2	3	3	3	3	3	3	3	4	4	4
:	1	1	1	2	2	2	2	3	3	3	4	4	4	4	4	5	5	5
!	1	1	1	1	1	1	1	1	1	1	1	1	1	1	1	2	2	2
?	1	1	1	1	1	1	1	1	1	1	1	1	1	1	1	2	2	2

Small Cap Scheme same as caps without points and figures.

The heavy line of figures at the top of the scheme designates the number of "A" in a font. For example; (you would like to know how many type of each character in a "3A" caps and "5a" lower case font) find the line of the "3A" in the cap scheme, and the figures down this line (opposite the alphabet) will show you the number of each character in a font; and the "5a" lower case is found in a similar way in the lower case scheme.

We are putting up our fonts of type by small schemes, thereby giving the Amateur Printer the advantage of getting a larger variety of faces for little money.

No fonts put up by any other schemes than those shown on pages of type faces. If larger fonts are wanted write for prices.



**We make a specialty of furnishing
Electrotypes, Zinc Etchings, Half-Tone
cuts, Wordings, Head Lines and Comp-
osition for electrotyping.**

Estimates furnished on application.

